

Local Market Update – April 2014

A RESEARCH TOOL PROVIDED BY THE COLUMBUS REALTORS®
 BASED ON RESIDENTIAL LISTING DATA ONLY



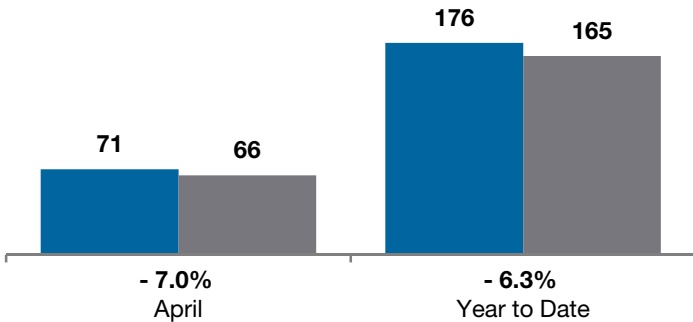
Upper Arlington City School District

Franklin County

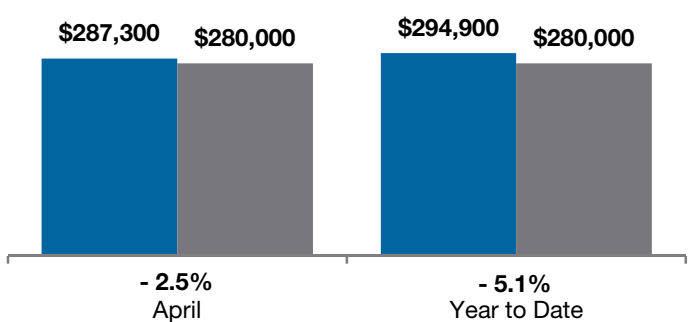
	April			Year to Date		
	2013	2014	+ / -	2013	2014	+ / -
Closed Sales	71	66	- 7.0%	176	165	- 6.3%
In Contracts	--	101	--	--	233	--
Average Sales Price	\$328,665	\$335,803	+ 2.2%	\$333,266	\$331,222	- 0.6%
Median Sales Price**	\$287,300	\$280,000	- 2.5%	\$294,900	\$280,000	- 5.1%
Average Price per Square Foot**	\$154.71	\$171.08	+ 10.3%	\$152.48	\$164.94	+ 8.6%
Percent of Original List Price Received**	95.9%	96.9%	+ 1.0%	95.2%	95.1%	- 0.1%
Percent of Last List Price Received**	98.1%	98.2%	+ 0.1%	97.6%	97.4%	- 0.2%
Days on Market Until Sale	70	32	- 54.3%	77	56	- 27.3%
New Listings	102	93	- 8.8%	299	260	- 13.0%
Median List Price of New Listings	\$339,900	\$409,000	+ 20.3%	\$329,500	\$339,450	+ 3.0%
Median List Price at Time of Sale	\$300,000	\$279,500	- 6.8%	\$309,500	\$280,000	- 9.5%
Inventory of Homes for Sale	--	128	--	--	--	--
Months Supply of Inventory	--	2.1	--	--	--	--

** Does not account for seller concessions.

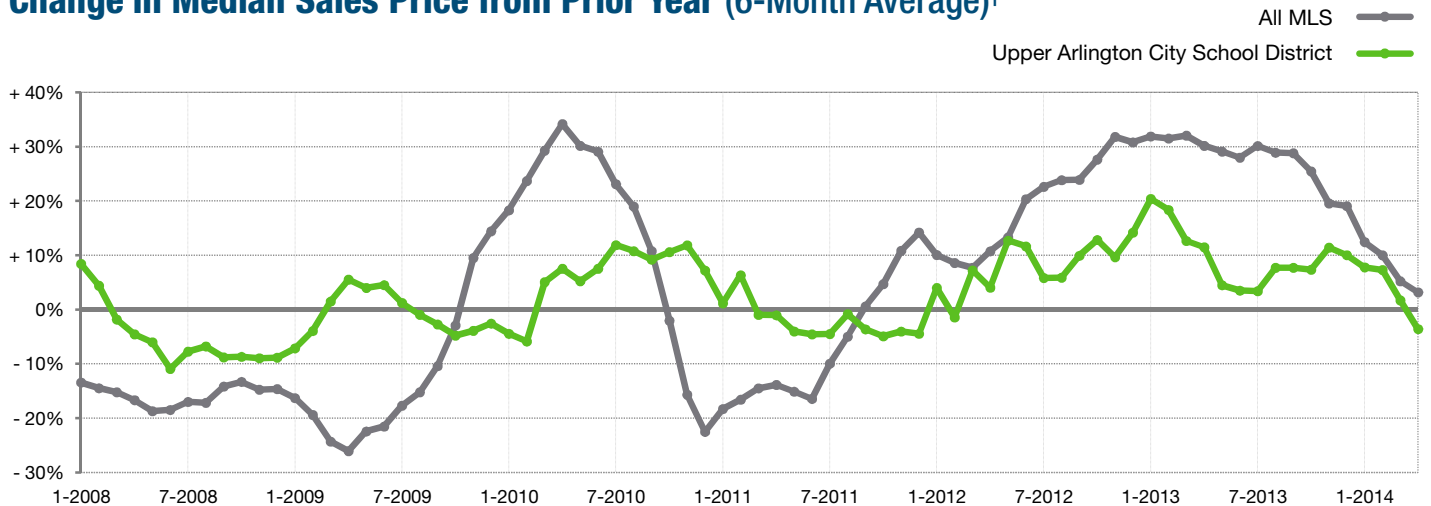
Closed Sales



Median Sales Price



Change in Median Sales Price from Prior Year (6-Month Average)†



† Each dot represents the change in median sales price from the prior year using a 6-month weighted average. This means that each of the 6 months used in a dot are proportioned according to their share of sales during that period. | Current as of May 12, 2014. All data from Columbus REALTORS® Multiple Listing Service (MLS). | Powered by 10K Research and Marketing. | Page 1 of 2

Local Market Update – April 2014

A RESEARCH TOOL PROVIDED BY THE COLUMBUS REALTORS®
BASED ON RESIDENTIAL LISTING DATA ONLY

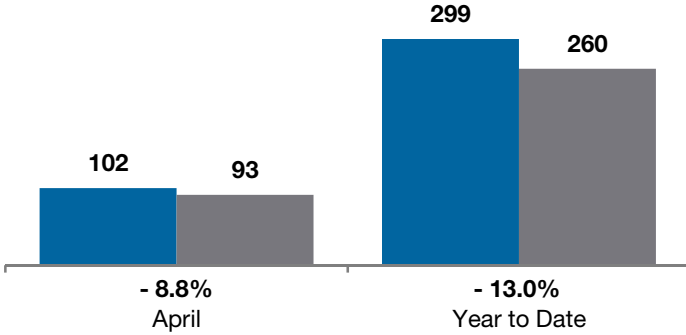


Upper Arlington City School District

Franklin County

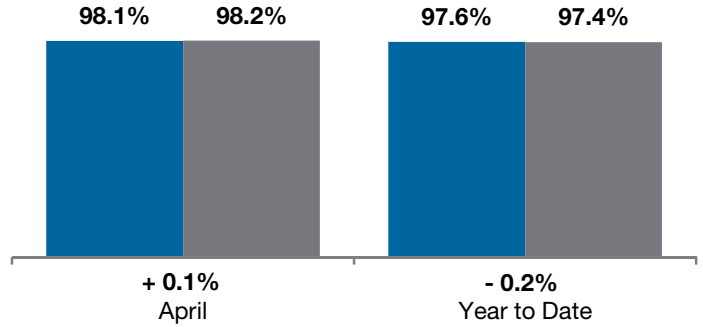
New Listings

■ 2013 ■ 2014



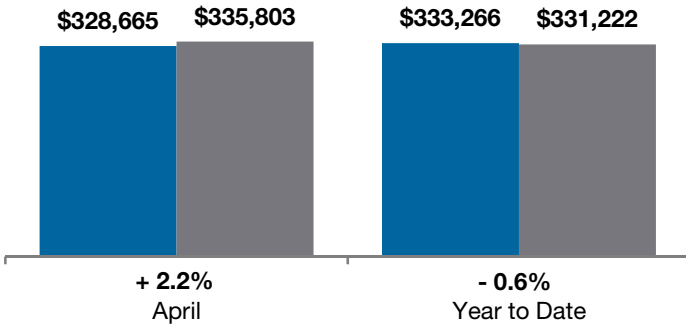
Pct of Last List Price Received

■ 2013 ■ 2014



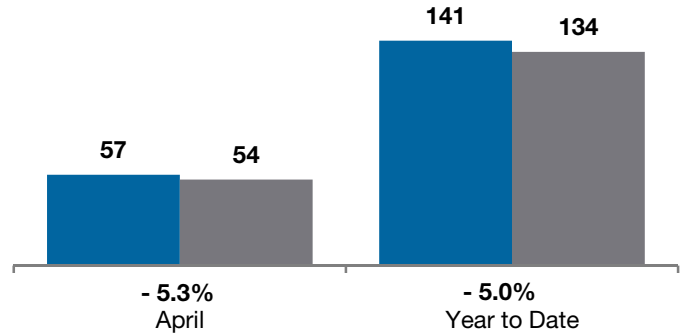
Average Sales Price

■ 2013 ■ 2014



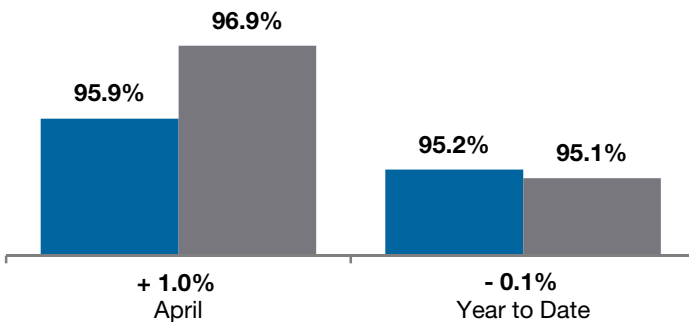
Single Family Sales

■ 2013 ■ 2014



Pct. of Orig. List Price Received

■ 2013 ■ 2014



Condo Sales

■ 2013 ■ 2014

