

Local Market Update – May 2014

A RESEARCH TOOL PROVIDED BY THE COLUMBUS REALTORS®
BASED ON RESIDENTIAL LISTING DATA ONLY



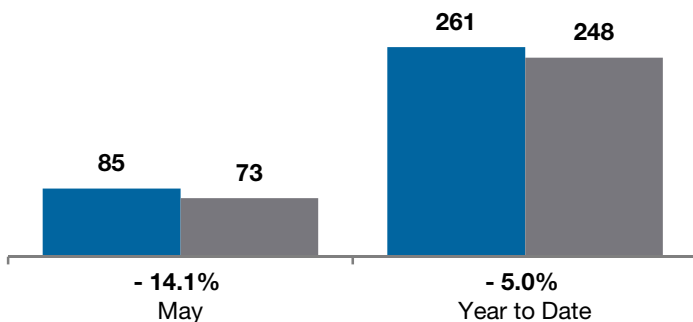
Beechwold / Clintonville

Franklin County (43214, 43202)

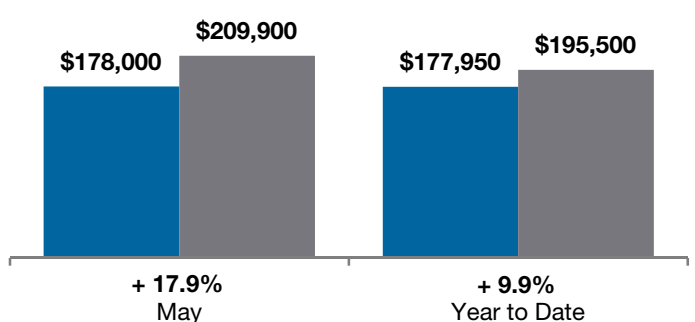
	May			Year to Date		
	2013	2014	+ / -	2013	2014	+ / -
Closed Sales	85	73	- 14.1%	261	248	- 5.0%
In Contracts	--	99	--	--	315	--
Average Sales Price	\$187,145	\$207,184	+ 10.7%	\$190,027	\$205,473	+ 8.1%
Median Sales Price**	\$178,000	\$209,900	+ 17.9%	\$177,950	\$195,500	+ 9.9%
Average Price per Square Foot**	\$139.91	\$140.34	0.0%	\$132.43	\$140.38	+ 6.1%
Percent of Original List Price Received**	95.7%	96.2%	+ 0.5%	94.6%	95.8%	+ 1.3%
Percent of Last List Price Received**	98.2%	98.0%	- 0.2%	97.4%	97.7%	+ 0.3%
Days on Market Until Sale	74	41	- 44.6%	80	56	- 30.0%
New Listings	122	96	- 21.3%	381	351	- 7.9%
Median List Price of New Listings	\$195,400	\$214,450	+ 9.7%	\$183,900	\$199,900	+ 8.7%
Median List Price at Time of Sale	\$179,900	\$214,900	+ 19.5%	\$179,900	\$199,900	+ 11.1%
Inventory of Homes for Sale	--	119	--	--	--	--
Months Supply of Inventory	--	2.0	--	--	--	--

** Does not account for seller concessions.

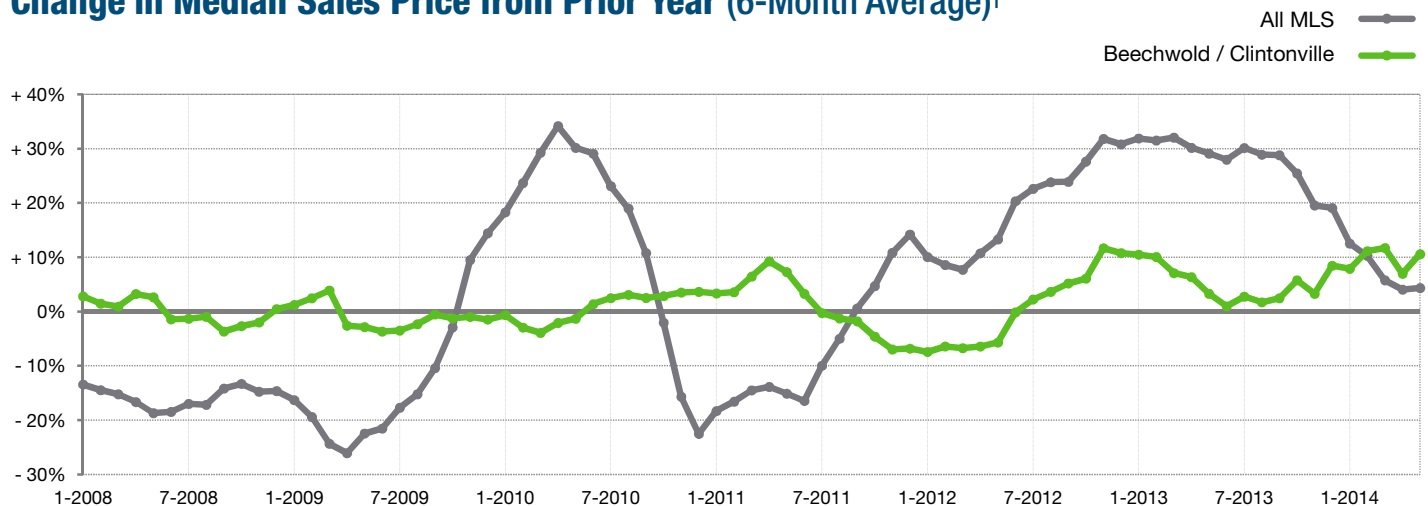
Closed Sales



Median Sales Price



Change in Median Sales Price from Prior Year (6-Month Average)†



† Each dot represents the change in median sales price from the prior year using a 6-month weighted average. This means that each of the 6 months used in a dot are proportioned according to their share of sales during that period. | Current as of June 12, 2014. All data from Columbus REALTORS® Multiple Listing Service (MLS). | Powered by 10K Research and Marketing. | Page 1 of 2

Local Market Update – May 2014

A RESEARCH TOOL PROVIDED BY THE COLUMBUS REALTORS®
 BASED ON RESIDENTIAL LISTING DATA ONLY



Beechwold / Clintonville

Franklin County (43214, 43202)

