

Local Market Update – May 2014

A RESEARCH TOOL PROVIDED BY THE COLUMBUS REALTORS®
BASED ON RESIDENTIAL LISTING DATA ONLY



German Village

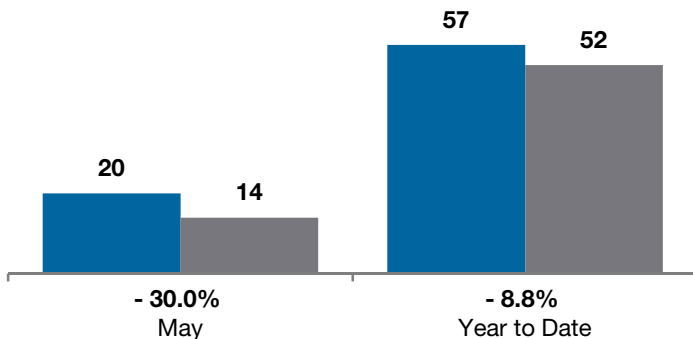
Franklin County (43206 and German Village subdivision)

	May			Year to Date		
	2013	2014	+ / -	2013	2014	+ / -
Closed Sales	20	14	- 30.0%	57	52	- 8.8%
In Contracts	--	22	--	--	74	--
Average Sales Price	\$327,570	\$290,299	- 11.4%	\$288,165	\$297,917	+ 3.4%
Median Sales Price**	\$296,950	\$295,000	- 0.7%	\$255,000	\$292,500	+ 14.7%
Average Price per Square Foot**	\$194.19	\$209.19	+ 7.7%	\$185.84	\$186.22	0.0%
Percent of Original List Price Received**	94.3%	96.5%	+ 2.3%	94.0%	94.8%	+ 0.9%
Percent of Last List Price Received**	96.9%	98.2%	+ 1.3%	96.3%	96.8%	+ 0.5%
Days on Market Until Sale	93	66	- 29.0%	88	71	- 19.3%
New Listings	23	17	- 26.1%	119	67	- 43.7%
Median List Price of New Listings	\$300,000	\$327,755	+ 9.3%	\$299,000	\$340,000	+ 13.7%
Median List Price at Time of Sale	\$304,900	\$293,250	- 3.8%	\$269,900	\$293,700	+ 8.8%
Inventory of Homes for Sale	--	24	--	--	--	--
Months Supply of Inventory	--	1.7	--	--	--	--

** Does not account for seller concessions.

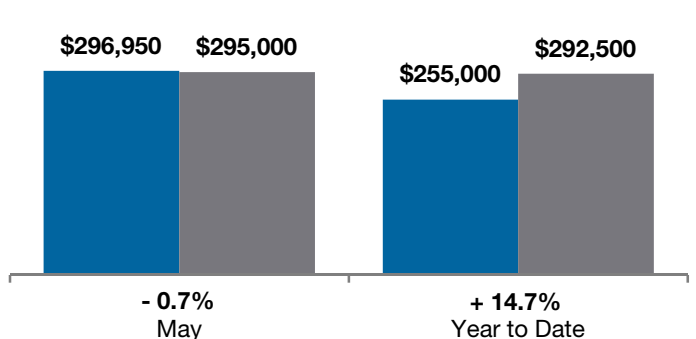
Closed Sales

■ 2013 ■ 2014



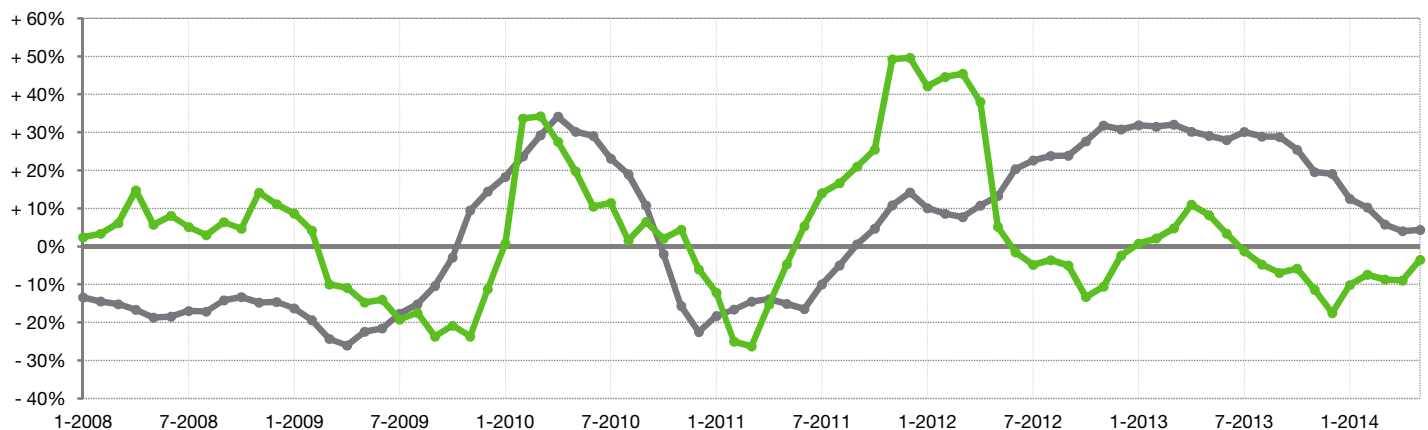
Median Sales Price

■ 2013 ■ 2014



Change in Median Sales Price from Prior Year (6-Month Average)†

All MLS —
German Village —



† Each dot represents the change in median sales price from the prior year using a 6-month weighted average. This means that each of the 6 months used in a dot are proportioned according to their share of sales during that period. | Current as of June 12, 2014. All data from Columbus REALTORS® Multiple Listing Service (MLS). | Powered by 10K Research and Marketing. | Page 1 of 2

Local Market Update – May 2014

A RESEARCH TOOL PROVIDED BY THE COLUMBUS REALTORS®
 BASED ON RESIDENTIAL LISTING DATA ONLY

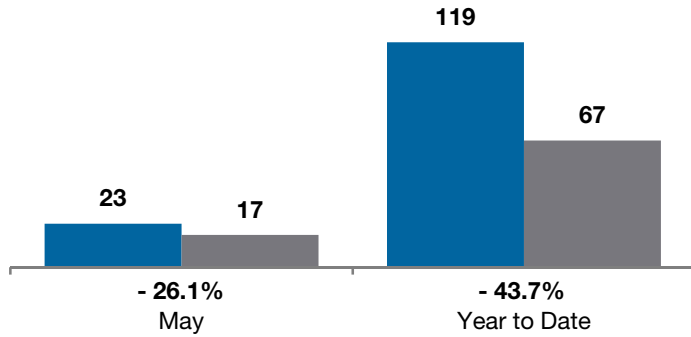


German Village

Franklin County (43206 and German Village subdivision)

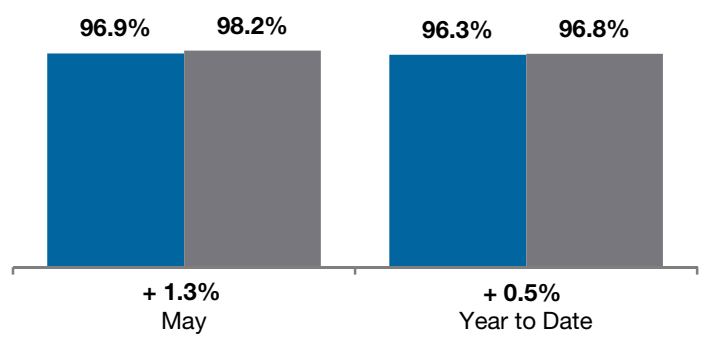
New Listings

■ 2013 ■ 2014



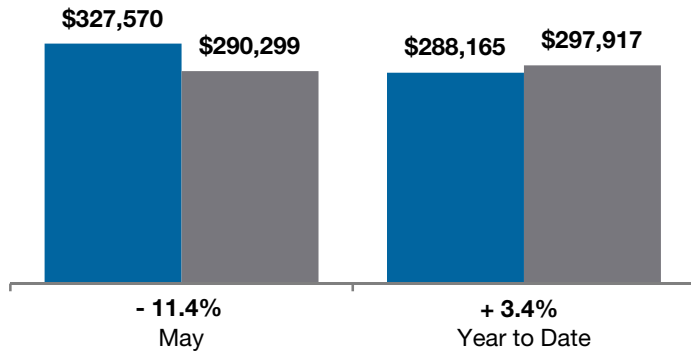
Pct of Last List Price Received

■ 2013 ■ 2014



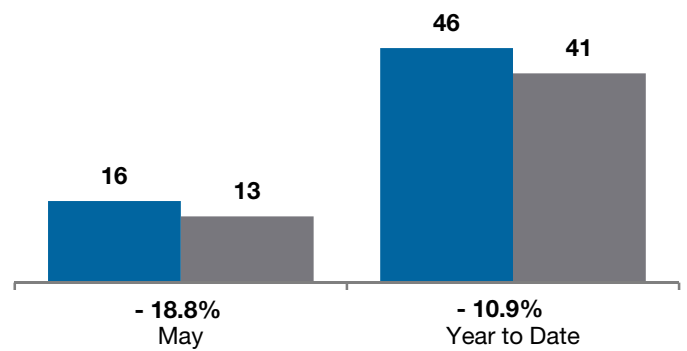
Average Sales Price

■ 2013 ■ 2014



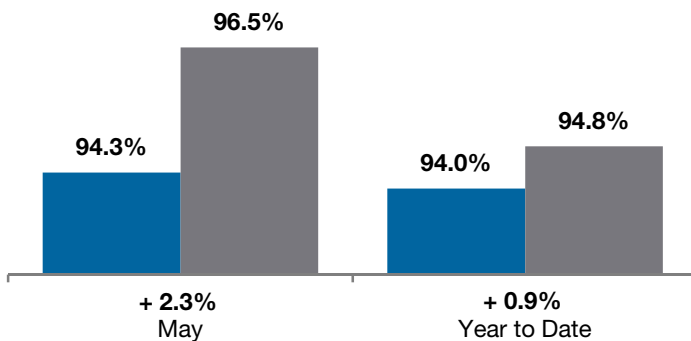
Single Family Sales

■ 2013 ■ 2014



Pct. of Orig. List Price Received

■ 2013 ■ 2014



Condo Sales

■ 2013 ■ 2014

