

Local Market Update – May 2014

A RESEARCH TOOL PROVIDED BY THE COLUMBUS REALTORS®
BASED ON RESIDENTIAL LISTING DATA ONLY



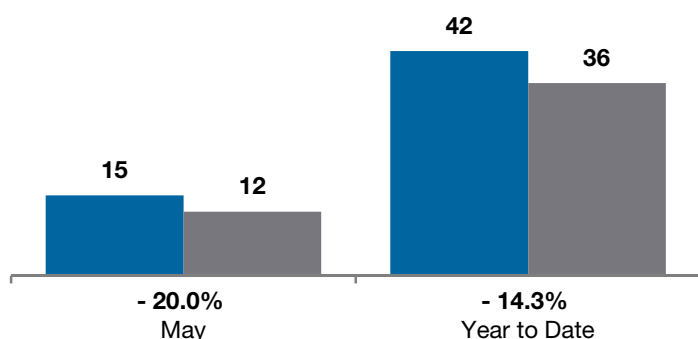
Grandview Heights (Corp.)

Franklin County

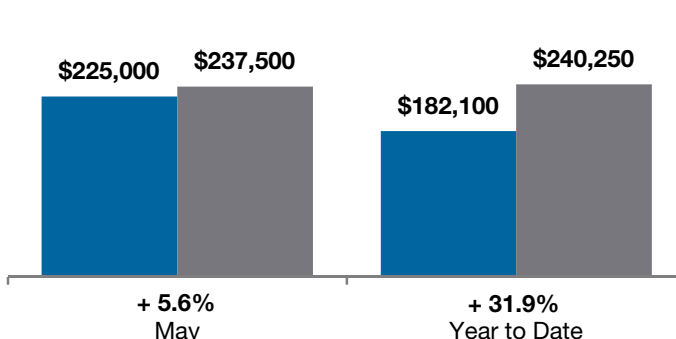
	May			Year to Date		
	2013	2014	+ / -	2013	2014	+ / -
Closed Sales	15	12	- 20.0%	42	36	- 14.3%
In Contracts	--	20	--	--	54	--
Average Sales Price	\$211,847	\$238,333	+ 12.5%	\$203,683	\$245,403	+ 20.5%
Median Sales Price**	\$225,000	\$237,500	+ 5.6%	\$182,100	\$240,250	+ 31.9%
Average Price per Square Foot**	\$152.21	\$177.84	+ 17.1%	\$148.29	\$177.57	+ 20.3%
Percent of Original List Price Received**	93.6%	98.8%	+ 5.6%	92.0%	97.1%	+ 5.5%
Percent of Last List Price Received**	95.0%	99.0%	+ 4.2%	94.7%	98.3%	+ 3.8%
Days on Market Until Sale	56	12	- 78.6%	76	49	- 35.5%
New Listings	15	12	- 20.0%	55	54	- 1.8%
Median List Price of New Listings	\$239,000	\$317,000	+ 32.6%	\$200,000	\$258,500	+ 29.3%
Median List Price at Time of Sale	\$234,900	\$230,000	- 2.1%	\$188,950	\$239,950	+ 27.0%
Inventory of Homes for Sale	--	16	--	--	--	--
Months Supply of Inventory	--	1.7	--	--	--	--

** Does not account for seller concessions.

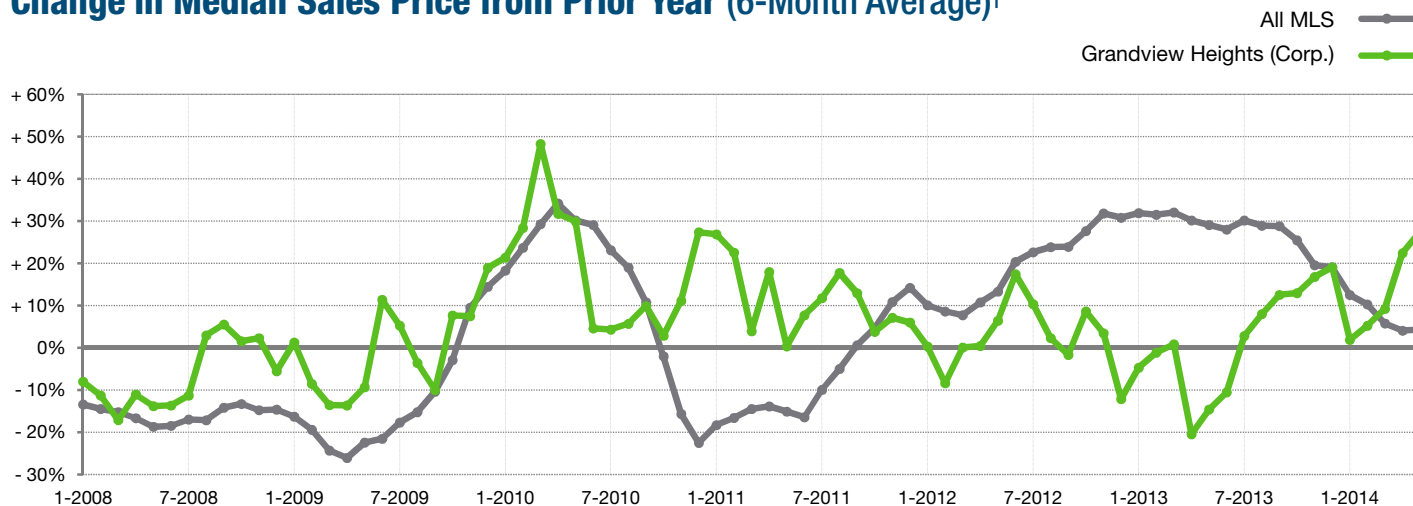
Closed Sales



Median Sales Price



Change in Median Sales Price from Prior Year (6-Month Average)†



† Each dot represents the change in median sales price from the prior year using a 6-month weighted average. This means that each of the 6 months used in a dot are proportioned according to their share of sales during that period. | Current as of June 12, 2014. All data from Columbus REALTORS® Multiple Listing Service (MLS). | Powered by 10K Research and Marketing. | Page 1 of 2

Local Market Update – May 2014

A RESEARCH TOOL PROVIDED BY THE COLUMBUS REALTORS®
 BASED ON RESIDENTIAL LISTING DATA ONLY

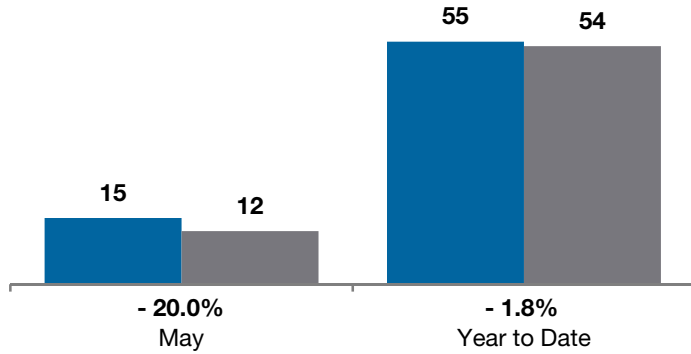


Grandview Heights (Corp.)

Franklin County

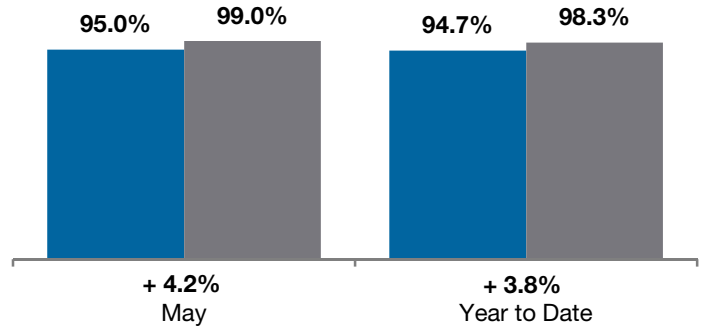
New Listings

■ 2013 ■ 2014



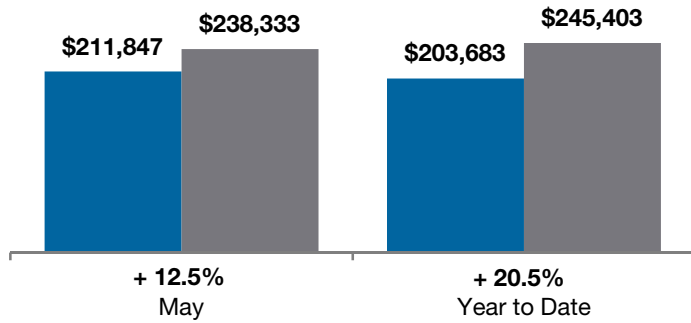
Pct of Last List Price Received

■ 2013 ■ 2014



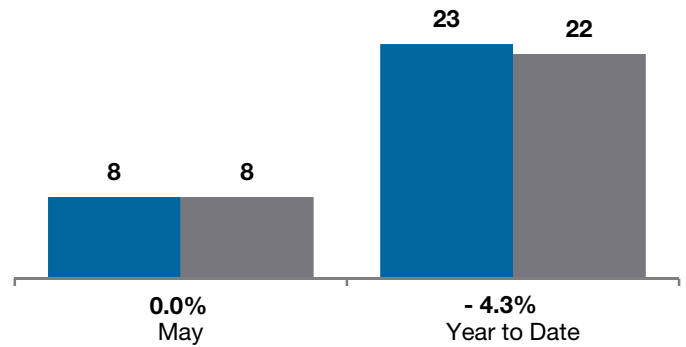
Average Sales Price

■ 2013 ■ 2014



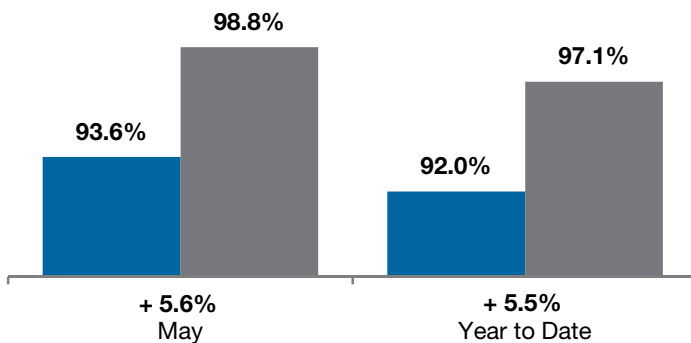
Single Family Sales

■ 2013 ■ 2014



Pct. of Orig. List Price Received

■ 2013 ■ 2014



Condo Sales

■ 2013 ■ 2014

