

Local Market Update – May 2014

A RESEARCH TOOL PROVIDED BY THE COLUMBUS REALTORS®
BASED ON RESIDENTIAL LISTING DATA ONLY



Upper Arlington City School District

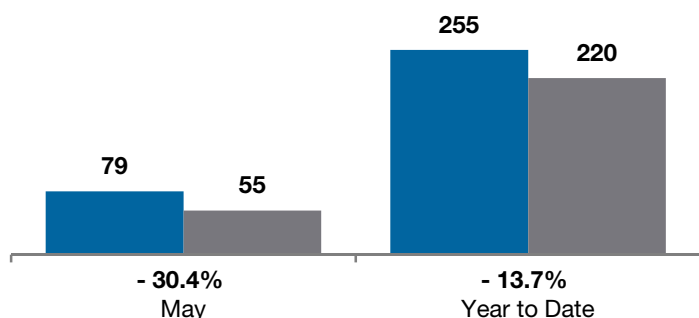
Franklin County

| | May | | | Year to Date | | |
|---|-----------|------------------|---------|--------------|------------------|---------|
| | 2013 | 2014 | + / - | 2013 | 2014 | + / - |
| Closed Sales | 79 | 55 | - 30.4% | 255 | 220 | - 13.7% |
| In Contracts | -- | 87 | -- | -- | 292 | -- |
| Average Sales Price | \$282,585 | \$345,156 | + 22.1% | \$317,565 | \$334,705 | + 5.4% |
| Median Sales Price** | \$253,000 | \$301,250 | + 19.1% | \$286,000 | \$291,250 | + 1.8% |
| Average Price per Square Foot** | \$157.42 | \$168.79 | + 7.6% | \$154.01 | \$165.92 | + 7.8% |
| Percent of Original List Price Received** | 96.1% | 98.0% | + 2.0% | 95.5% | 95.8% | + 0.3% |
| Percent of Last List Price Received** | 97.9% | 97.9% | 0.0% | 97.7% | 97.5% | - 0.2% |
| Days on Market Until Sale | 51 | 19 | - 62.7% | 69 | 47 | - 31.9% |
| New Listings | 108 | 91 | - 15.7% | 407 | 352 | - 13.5% |
| Median List Price of New Listings | \$307,400 | \$339,800 | + 10.5% | \$319,900 | \$339,400 | + 6.1% |
| Median List Price at Time of Sale | \$250,000 | \$315,000 | + 26.0% | \$289,900 | \$294,900 | + 1.7% |
| Inventory of Homes for Sale | -- | 146 | -- | -- | -- | -- |
| Months Supply of Inventory | -- | 2.5 | -- | -- | -- | -- |

** Does not account for seller concessions.

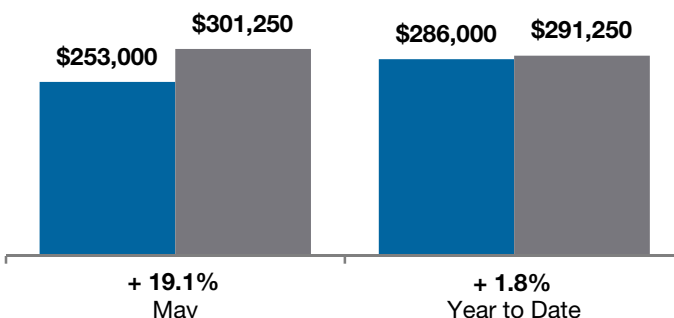
Closed Sales

■ 2013 ■ 2014



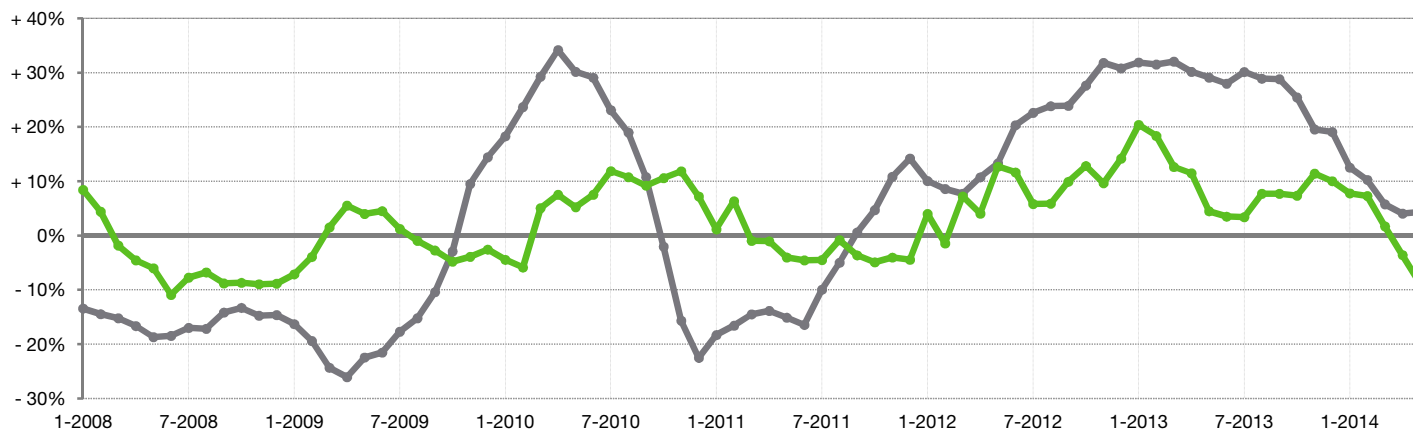
Median Sales Price

■ 2013 ■ 2014



Change in Median Sales Price from Prior Year (6-Month Average)†

All MLS — Upper Arlington City School District —



† Each dot represents the change in median sales price from the prior year using a 6-month weighted average. This means that each of the 6 months used in a dot are proportioned according to their share of sales during that period. | Current as of June 12, 2014. All data from Columbus REALTORS® Multiple Listing Service (MLS). | Powered by 10K Research and Marketing. | Page 1 of 2

Local Market Update – May 2014

A RESEARCH TOOL PROVIDED BY THE COLUMBUS REALTORS®
 BASED ON RESIDENTIAL LISTING DATA ONLY

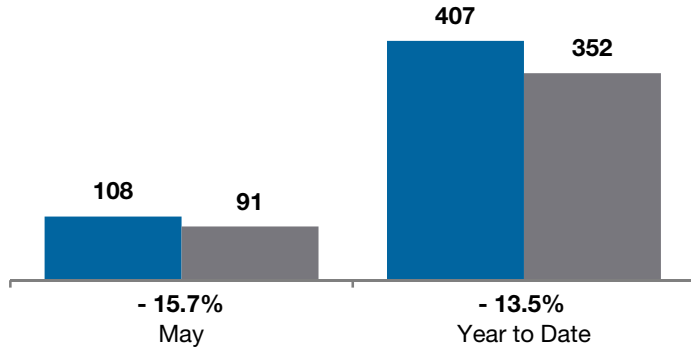


Upper Arlington City School District

Franklin County

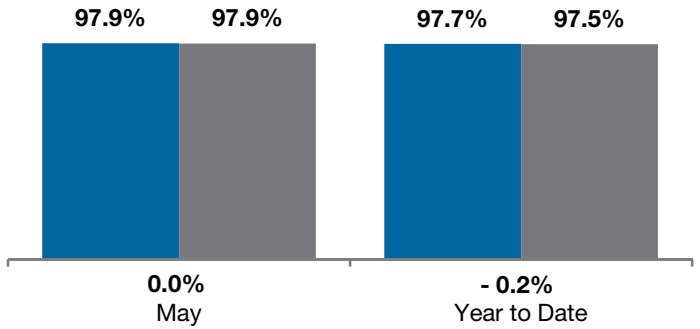
New Listings

■ 2013 ■ 2014



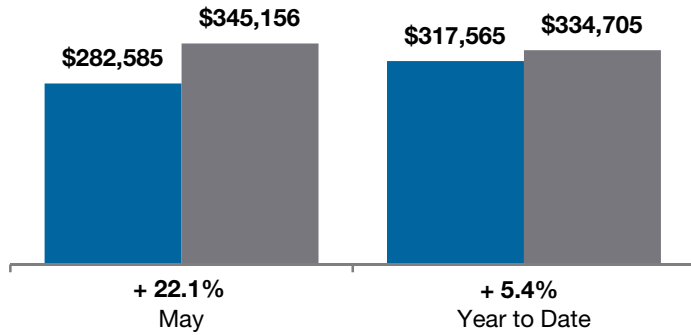
Pct of Last List Price Received

■ 2013 ■ 2014



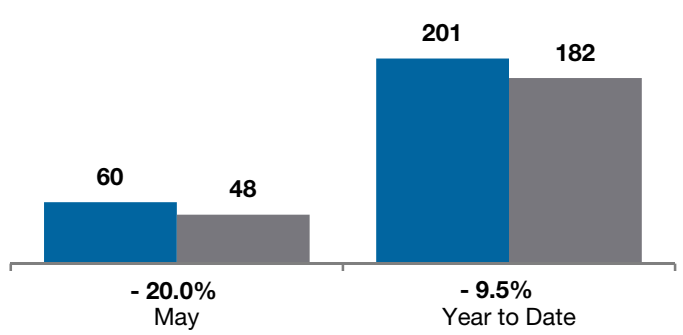
Average Sales Price

■ 2013 ■ 2014



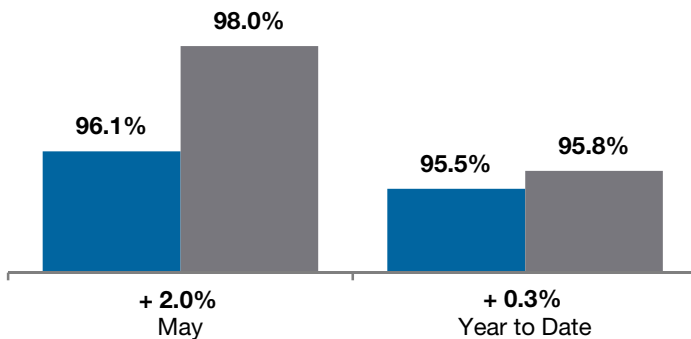
Single Family Sales

■ 2013 ■ 2014



Pct. of Orig. List Price Received

■ 2013 ■ 2014



Condo Sales

■ 2013 ■ 2014

