

Local Market Update – May 2014

A RESEARCH TOOL PROVIDED BY THE COLUMBUS REALTORS®
BASED ON RESIDENTIAL LISTING DATA ONLY



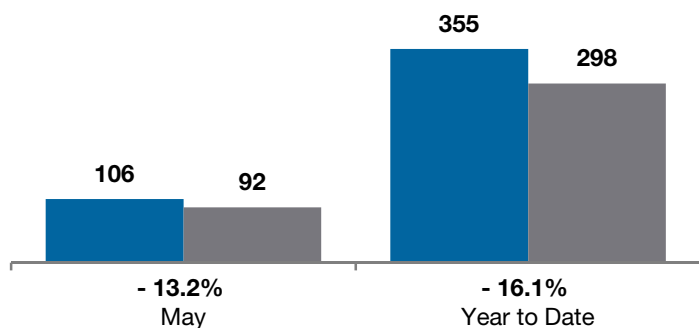
Worthington City School District

Franklin County

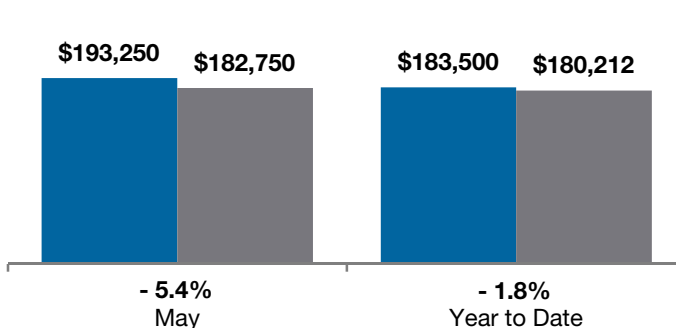
	May			Year to Date		
	2013	2014	+ / -	2013	2014	+ / -
Closed Sales	106	92	- 13.2%	355	298	- 16.1%
In Contracts	--	105	--	--	384	--
Average Sales Price	\$217,561	\$210,658	- 3.2%	\$201,949	\$205,451	+ 1.7%
Median Sales Price**	\$193,250	\$182,750	- 5.4%	\$183,500	\$180,212	- 1.8%
Average Price per Square Foot**	\$117.83	\$120.52	+ 2.5%	\$109.00	\$115.53	+ 6.4%
Percent of Original List Price Received**	95.9%	97.1%	+ 1.3%	95.1%	95.5%	+ 0.4%
Percent of Last List Price Received**	97.7%	98.0%	+ 0.3%	97.2%	97.7%	+ 0.5%
Days on Market Until Sale	65	42	- 35.4%	69	61	- 11.6%
New Listings	140	124	- 11.4%	524	442	- 15.6%
Median List Price of New Listings	\$189,900	\$209,950	+ 10.6%	\$193,000	\$204,000	+ 5.7%
Median List Price at Time of Sale	\$193,900	\$181,900	- 6.2%	\$189,900	\$184,400	- 2.9%
Inventory of Homes for Sale	--	180	--	--	--	--
Months Supply of Inventory	--	2.4	--	--	--	--

** Does not account for seller concessions.

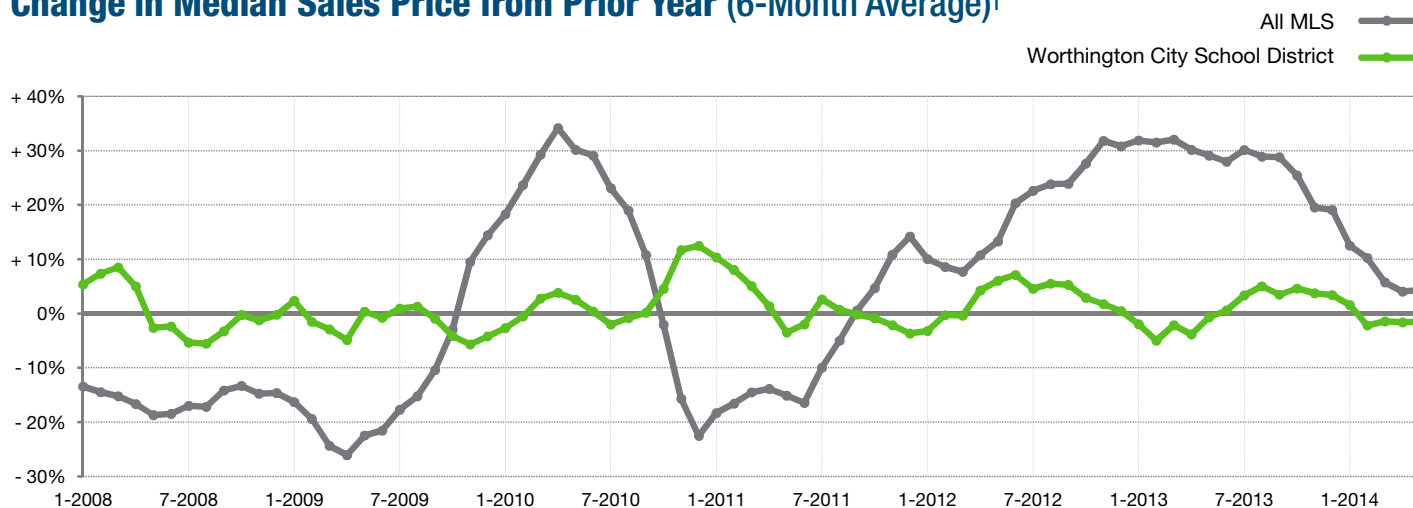
Closed Sales



Median Sales Price



Change in Median Sales Price from Prior Year (6-Month Average)†



† Each dot represents the change in median sales price from the prior year using a 6-month weighted average. This means that each of the 6 months used in a dot are proportioned according to their share of sales during that period. | Current as of June 12, 2014. All data from Columbus REALTORS® Multiple Listing Service (MLS). | Powered by 10K Research and Marketing. | Page 1 of 2

Local Market Update – May 2014

A RESEARCH TOOL PROVIDED BY THE COLUMBUS REALTORS®
 BASED ON RESIDENTIAL LISTING DATA ONLY

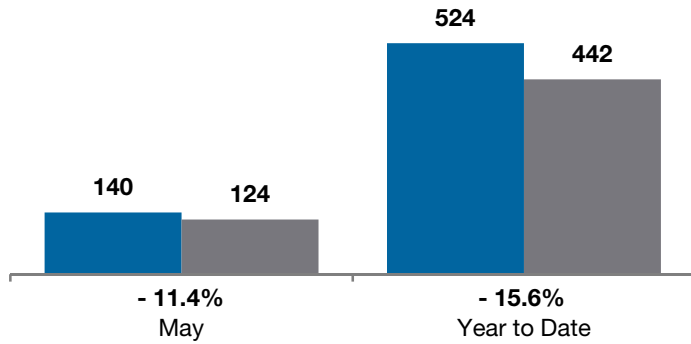


Worthington City School District

Franklin County

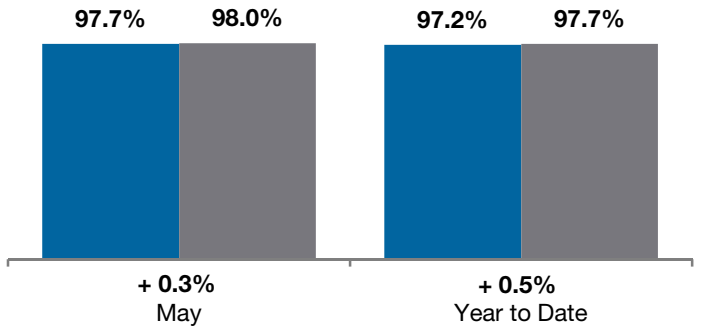
New Listings

■ 2013 ■ 2014



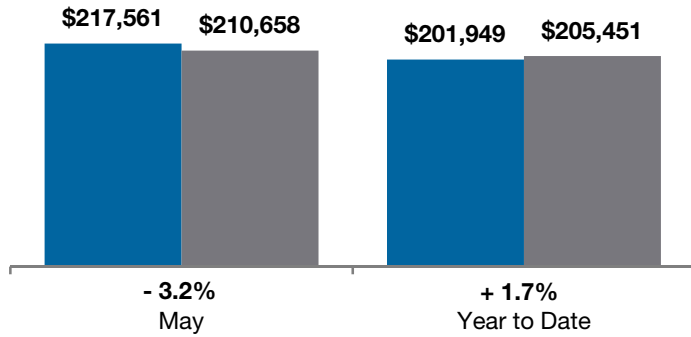
Pct of Last List Price Received

■ 2013 ■ 2014



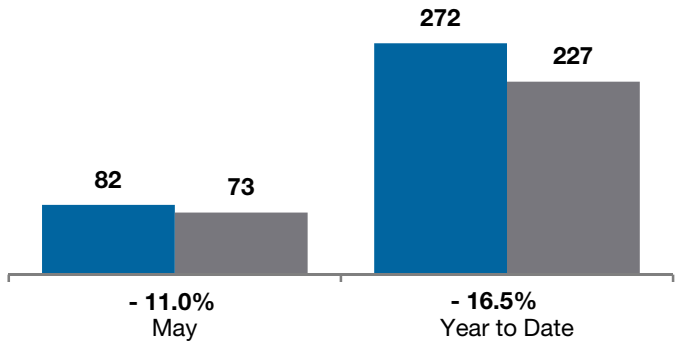
Average Sales Price

■ 2013 ■ 2014



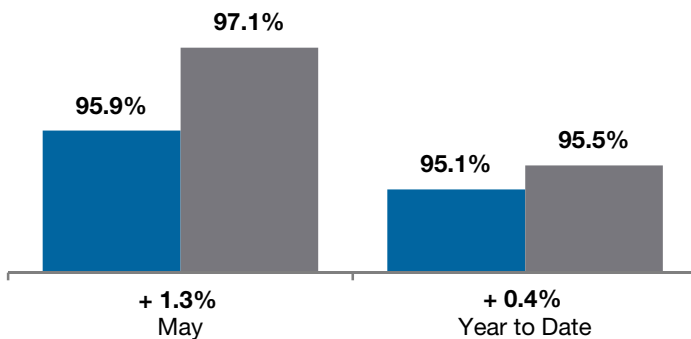
Single Family Sales

■ 2013 ■ 2014



Pct. of Orig. List Price Received

■ 2013 ■ 2014



Condo Sales

■ 2013 ■ 2014

