

Local Market Update – December 2014

A RESEARCH TOOL PROVIDED BY THE COLUMBUS REALTORS®
BASED ON RESIDENTIAL LISTING DATA ONLY



Entire MLS

Includes all of Franklin, Delaware, Fayette, Licking, Madison, Morrow, Pickaway and Union Counties, and parts of Athens, Champagne, Clark, Clinton, Fairfield, Hocking, Knox, Logan, Marion, Muskingum, Perry and Ross Counties

December

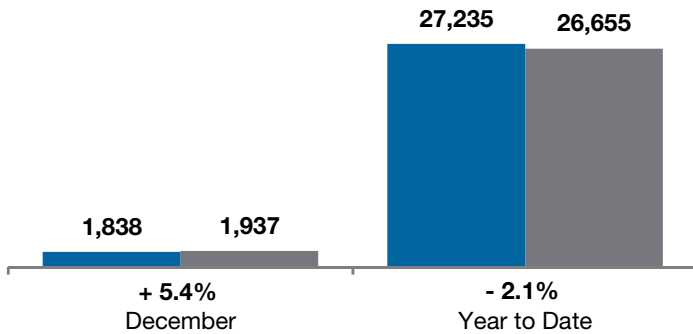
Year to Date

	2013	2014	+ / -	2013	2014	+ / -
Closed Sales	1,838	1,937	+ 5.4%	27,235	26,655	- 2.1%
In Contracts	--	1,940	--	--	27,823	--
Average Sales Price	\$174,604	\$179,560	+ 2.8%	\$174,158	\$183,099	+ 5.1%
Median Sales Price**	\$138,000	\$147,040	+ 6.6%	\$145,000	\$152,900	+ 5.4%
Average Price per Square Foot**	\$88.05	\$95.10	+ 8.0%	\$90.19	\$96.73	+ 7.8%
Percent of Original List Price Received**	92.4%	93.1%	+ 0.8%	93.4%	94.0%	+ 0.6%
Percent of Last List Price Received**	96.2%	96.5%	+ 0.3%	96.5%	96.8%	+ 0.3%
Days on Market Until Sale	82	68	- 17.1%	79	67	- 15.2%
New Listings	1,433	1,511	+ 5.4%	37,373	35,919	- 3.9%
Median List Price of New Listings	\$124,900	\$137,850	+ 10.4%	\$149,900	\$159,000	+ 6.1%
Median List Price at Time of Sale	\$139,900	\$150,000	+ 7.2%	\$149,900	\$156,500	+ 4.4%
Inventory of Homes for Sale	--	7,170	--	--	--	--
Months Supply of Inventory	--	3.1	--	--	--	--

** Does not account for seller concessions.

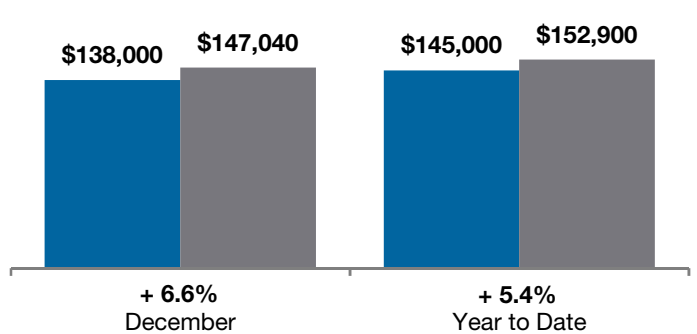
Closed Sales

■ 2013 ■ 2014



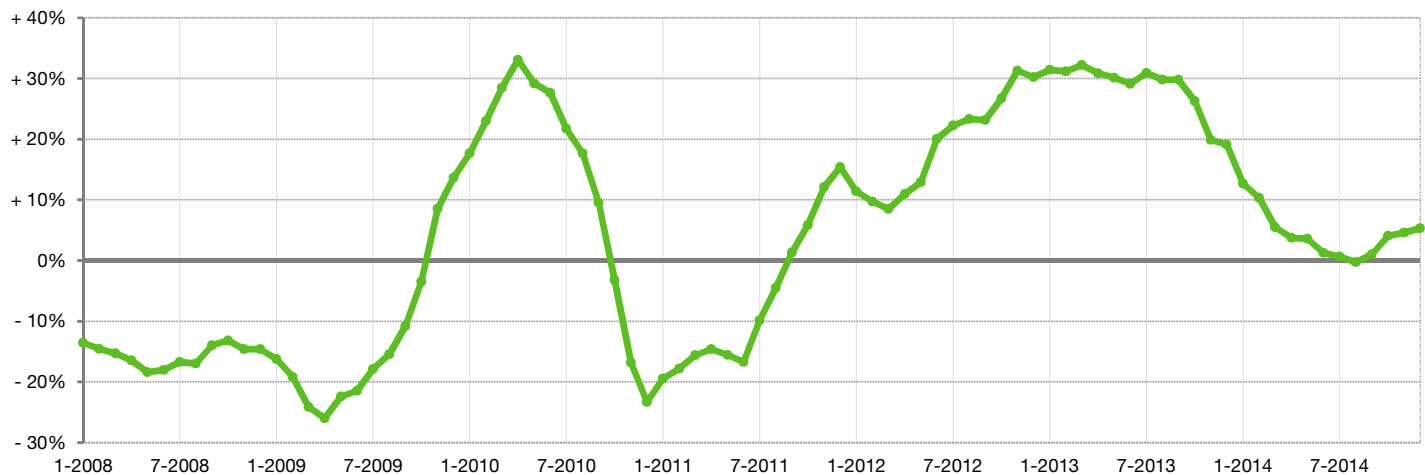
Median Sales Price

■ 2013 ■ 2014



Change in Median Sales Price from Prior Year (6-Month Average)†

Entire MLS —



† Each dot represents the change in median sales price from the prior year using a 6-month weighted average. This means that each of the 6 months used in a dot are proportioned according to their share of sales during that period. | Current as of January 12, 2015. All data from Columbus REALTORS® Multiple Listing Service (MLS). | Powered by 10K Research and Marketing. | Page 1 of 2

Local Market Update – December 2014

A RESEARCH TOOL PROVIDED BY THE COLUMBUS REALTORS®
 BASED ON RESIDENTIAL LISTING DATA ONLY

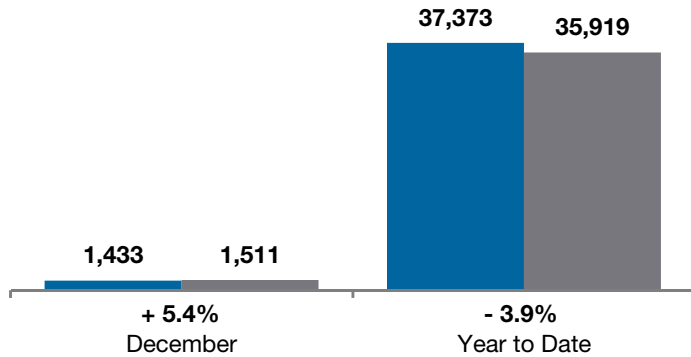


Entire MLS

Includes all of Franklin, Delaware, Fayette, Licking, Madison, Morrow, Pickaway and Union Counties, and parts of Athens, Champagne, Clark, Clinton, Fairfield, Hocking, Knox, Logan, Marion, Muskingum, Perry and Ross Counties

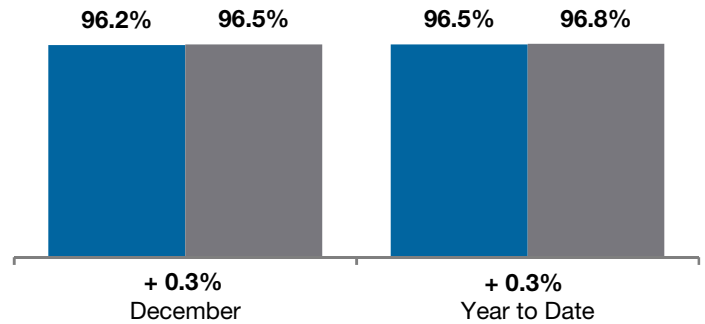
New Listings

■ 2013 ■ 2014



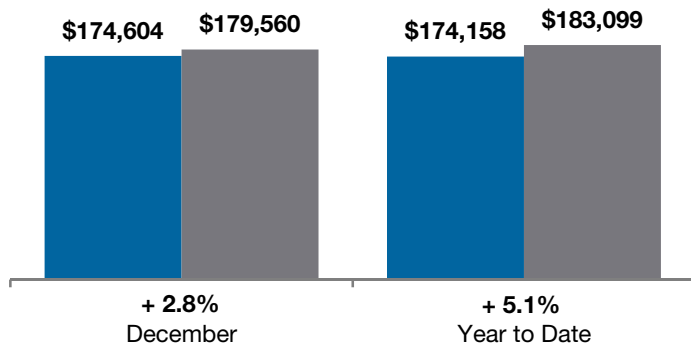
Pct of Last List Price Received

■ 2013 ■ 2014



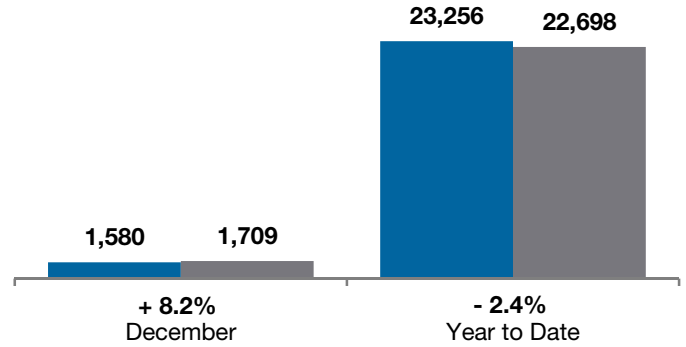
Average Sales Price

■ 2013 ■ 2014



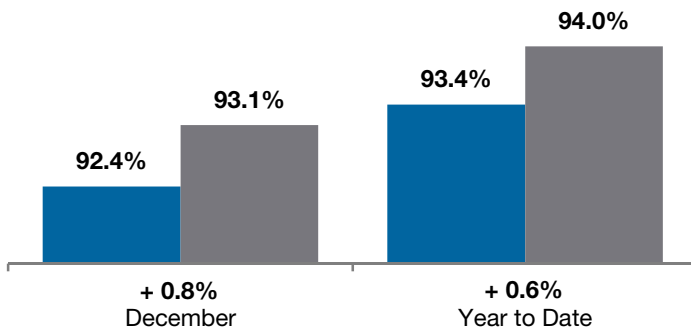
Single Family Sales

■ 2013 ■ 2014



Pct. of Orig. List Price Received

■ 2013 ■ 2014



Condo Sales

■ 2013 ■ 2014

