

Local Market Update – February 2016

A RESEARCH TOOL PROVIDED BY THE COLUMBUS REALTORS®
BASED ON RESIDENTIAL LISTING DATA ONLY



Dublin City School District

Franklin, Delaware and Union Counties

February

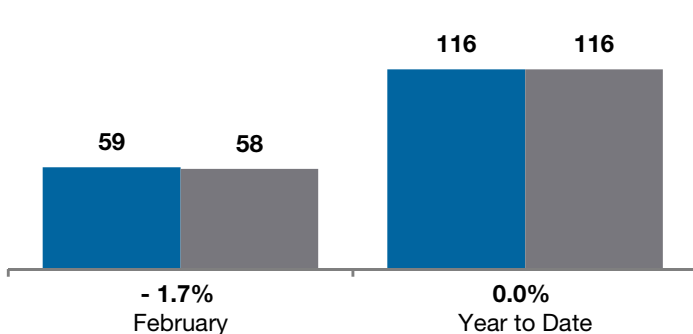
Year to Date

	2015	2016	+ / -	2015	2016	+ / -
Closed Sales	59	58	- 1.7%	116	116	0.0%
In Contracts	--	125	--	--	212	--
Average Sales Price	\$285,627	\$287,037	+ 0.5%	\$283,952	\$319,311	+ 12.5%
Median Sales Price**	\$265,000	\$246,500	- 7.0%	\$234,500	\$281,000	+ 19.8%
Average Price per Square Foot**	\$124.84	\$122.33	- 2.0%	\$120.59	\$128.41	+ 6.5%
Percent of Original List Price Received**	94.6%	94.6%	0.0%	94.5%	94.6%	+ 0.1%
Percent of Last List Price Received**	96.8%	97.2%	+ 0.4%	96.7%	97.3%	+ 0.6%
Days on Market Until Sale	73	87	+ 19.2%	67	81	+ 20.9%
New Listings	121	131	+ 8.3%	216	213	- 1.4%
Median List Price of New Listings	\$324,849	\$349,900	+ 7.7%	\$316,000	\$330,000	+ 4.4%
Median List Price at Time of Sale	\$265,000	\$247,400	- 6.6%	\$240,750	\$287,950	+ 19.6%
Inventory of Homes for Sale	--	259	--	--	--	--
Months Supply of Inventory	--	2.4	--	--	--	--

** Does not account for seller concessions.

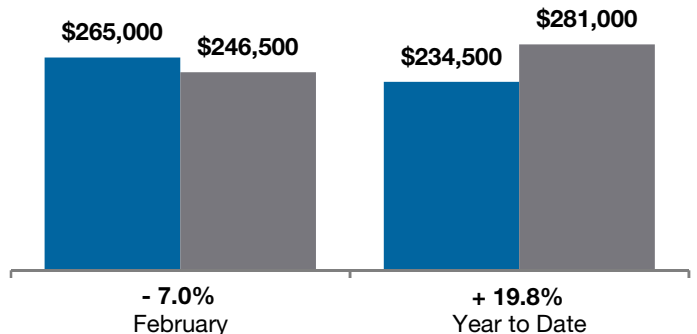
Closed Sales

■ 2015 ■ 2016

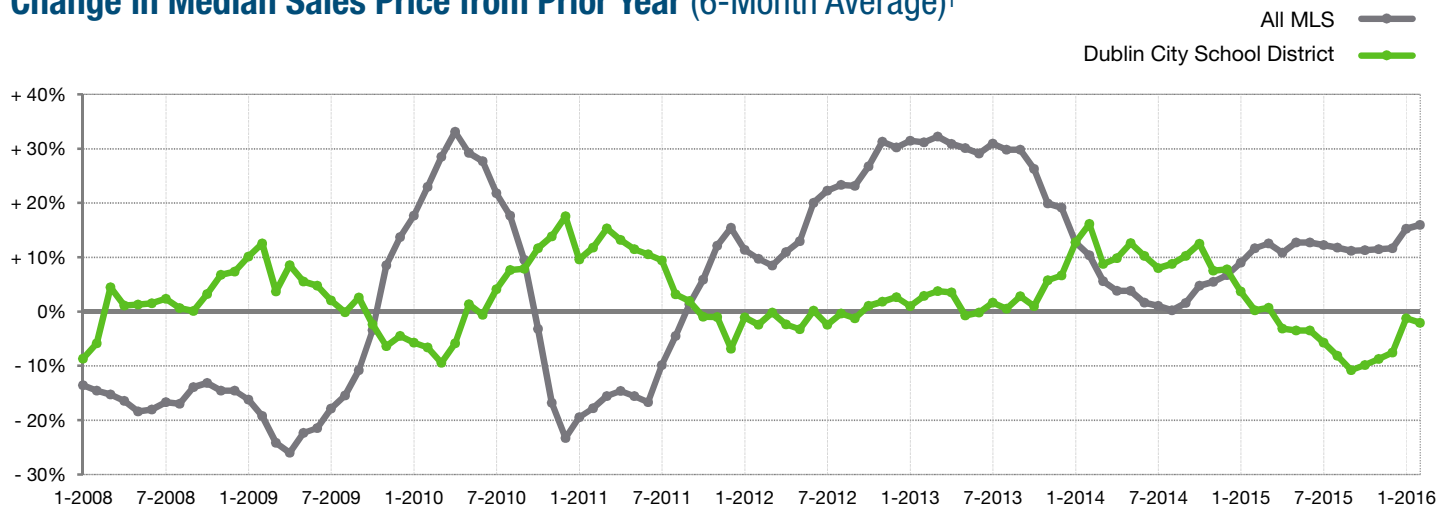


Median Sales Price

■ 2015 ■ 2016



Change in Median Sales Price from Prior Year (6-Month Average)†



† Each dot represents the change in median sales price from the prior year using a 6-month weighted average. This means that each of the 6 months used in a dot are proportioned according to their share of sales during that period. | Current as of March 13, 2016. All data from Columbus REALTORS® Multiple Listing Service (MLS). | Report © 2016 by ShowingTime 10K. | Page 1 of 2

Local Market Update – February 2016

A RESEARCH TOOL PROVIDED BY THE COLUMBUS REALTORS®
 BASED ON RESIDENTIAL LISTING DATA ONLY

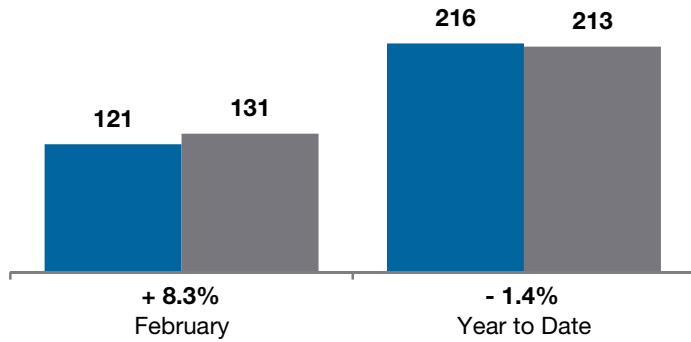


Dublin City School District

Franklin, Delaware and Union Counties

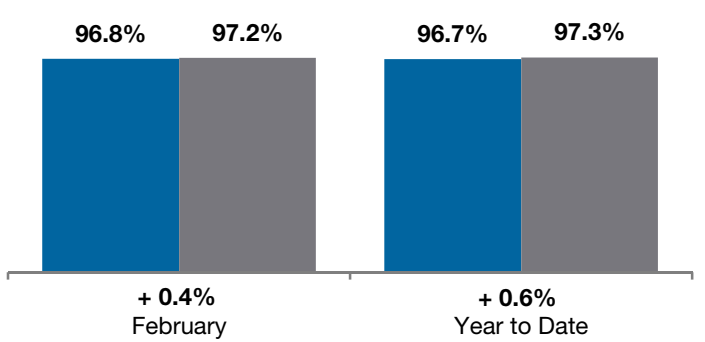
New Listings

■ 2015 ■ 2016



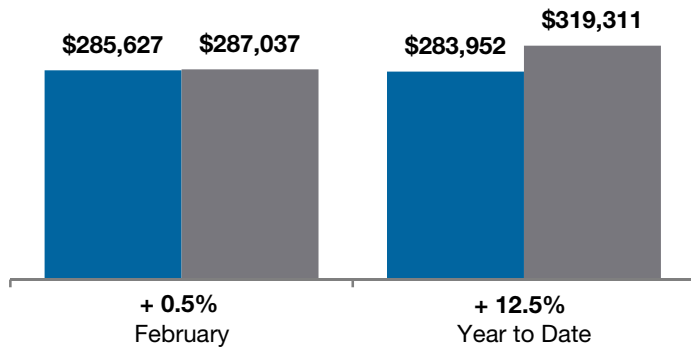
Pct of Last List Price Received

■ 2015 ■ 2016



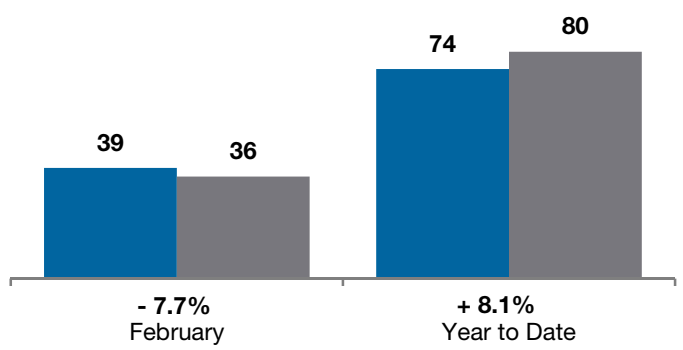
Average Sales Price

■ 2015 ■ 2016



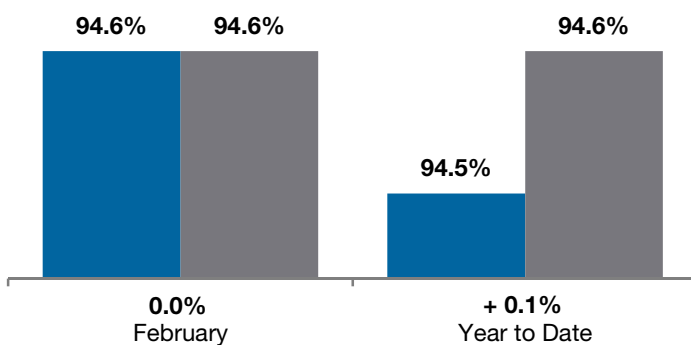
Single Family Sales

■ 2015 ■ 2016



Pct. of Orig. List Price Received

■ 2015 ■ 2016



Condo Sales

■ 2015 ■ 2016

